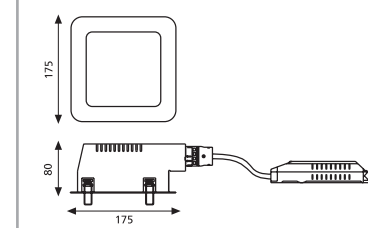


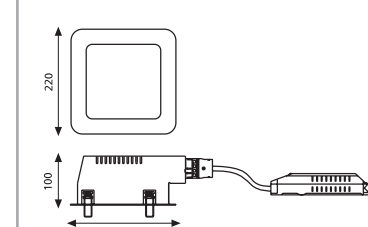
SERIE POL

Simétrico 175x175



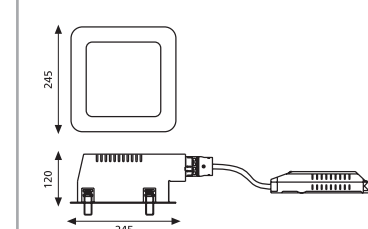
Ref.	Lámpara Casquillo Lamp Lamp holder	Equipo Control gear	Colores Colours	Cristales Glass
80.952	TC-DIDEL 13W G24dq-1	E ERA (Incluido Included)	.1 .4 .9 .10	QM QT QI
80.944	TC-DIDEL 2x18W G24dq-1	E ERA (Incluido Included)	.1 .4 .9 .10	QM QT QI
80.953	TC-DIDEL 18W G24dq-2	E ERA (Incluido Included)	.1 .4 .9 .10	QM QT QI
80.945	TC-1/TEL 2x18W GX24dq-2	E ERA (Incluido Included)	.1 .4 .9 .10	QM QT QI
80.954	TC-1/TEL 26W GX24dq-3	E ERA (Incluido Included)	.1 .4 .9 .10	QM QT QI
80.960	HIT-DE 70W RX7s	No incluido Not included	.1 .4 .9 .10	QM QT QI
80.970	HIT-DE 150W RX7s	No incluido Not included	.1 .4 .9 .10	QM QT QI
80.980	QT-32 max.150W E27	No necesita Not needed	.1 .4 .9 .10	QM QT QI
80.985	LEDs 21W -	No incluido Not included	.1 .4 .9 .10	QM QT QI

Simétrico 220x220



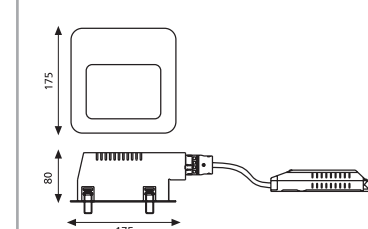
Ref.	Lámpara Casquillo Lamp Lamp holder	Equipo Control gear	Colores Colours	Cristales Glass
80.955	TC-DIDEL 18W G24dq-2	E ERA (Incluido Included)	.1 .4 .9 .10	QM QT QI
80.946	TC-DIDEL 2x18W G24dq-2	E ERA (Incluido Included)	.1 .4 .9 .10	QM QT QI
80.951	TC-DIDEL 26W G24dq-3	E ERA (Incluido Included)	.1 .4 .9 .10	QM QT QI
80.947	TC-DIDEL 2x26W G24dq-3	E ERA (Incluido Included)	.1 .4 .9 .10	QM QT QI
80.956	TC-TEL 32W GX24q-3	E ERA (Incluido Included)	.1 .4 .9 .10	QM QT QI
80.949	TC-TEL 2x32W GX24q-3	E ERA (Incluido Included)	.1 .4 .9 .10	QM QT QI
80.961	HIT-DE 70W RX7s	No incluido Not included	.1 .4 .9 .10	QM QT QI
80.965	HIT-DE 150W RX7s	No incluido Not included	.1 .4 .9 .10	QM QT QI
80.977	HST SDW-T max.100W PG12-1	No incluido Not included	.1 .4 .9 .10	QM QT QI
80.986	LEDs 21W -	No incluido Not included	.1 .4 .9 .10	QM QT QI

Simétrico 245x245



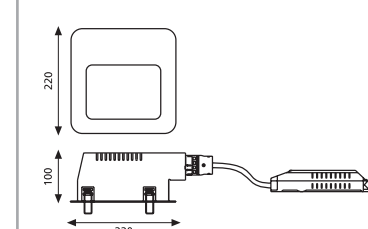
Ref.	Lámpara Casquillo Lamp Lamp holder	Equipo Control gear	Colores Colours	Cristales Glass
80.957	TC-TEL 32W GX24q-3	E ERA (Incluido Included)	.1 .4 .9 .10	QM QT QI
80.958	TC-TEL 2x32W GX24q-3	E ERA (Incluido Included)	.1 .4 .9 .10	QM QT QI
80.948	TC-TEL 42W GX24q-4	E ERA (Incluido Included)	.1 .4 .9 .10	QM QT QI
80.950	TC-TEL 2x42W GX24q-4	E ERA (Incluido Included)	.1 .4 .9 .10	QM QT QI

Asimétrico 175x175



Ref.	Lámpara Casquillo Lamp Lamp holder	Equipo Control gear	Colores Colours	Cristales Glass
80.966	TC-DIDEL 13W G24dq-1	E ERA (Incluido Included)	.1 .4 .9 .10	QM QT QI
80.968	TC-DIDEL 18W G24dq-2	E ERA (Incluido Included)	.1 .4 .9 .10	QM QT QI
80.967	TC-1/TEL 26W GX24dq-3	E ERA (Incluido Included)	.1 .4 .9 .10	QM QT QI
80.975	HIT-DE 70W RX7s	No incluido Not included	.1 .4 .9 .10	QM QT QI
80.976	HIT-DE 150W RX7s	No incluido Not included	.1 .4 .9 .10	QM QT QI
80.981	QT-32 max.150W E27	No necesita Not needed	.1 .4 .9 .10	QM QT QI

Asimétrico 220x220



Ref.	Lámpara Casquillo Lamp Lamp holder	Equipo Control gear	Colores Colours	Cristales Glass
80.972	TC-DIDEL 26W G24dq-3	E ERA (Incluido Included)	.1 .4 .9 .10	QM QT QI
80.974	TC-TEL 32W GX24q-3	E ERA (Incluido Included)	.1 .4 .9 .10	QM QT QI
80.978	HIT-DE 70W RX7s	No incluido Not included	.1 .4 .9 .10	QM QT QI
80.979	HIT-DE 150W RX7s	No incluido Not included	.1 .4 .9 .10	QM QT QI
80.982	HST SDW-T max.100W PG12-1	No incluido Not included	.1 .4 .9 .10	QM QT QI

Equipo | Control gear

E Electrónico EVG Electronic	ERA Electrónico Regulable (1-10V) Electronic Dimmable (1-10V)
---	--

Colores standard | Standard Colours

.1 Blanco White	.4 Cromado Chrome	.9 Gris Grey	.10 Acero Steel
------------------------------	--------------------------------	---------------------------	------------------------------

Cristales | Glass

QM Mate Matt	QT Transparente Transparent	QI Interior mate Interior matt
---------------------------	--	---

SERIE POL

Aneker S.L.U.
(CENTRAL FACTORY)
Pol.Ind.Can Barri, Naves 17-21
08415 BIGUES I RIELLS
BARCELONA (SPAIN)
Tel. +34 902 390 391
Fax +34 938 656 587
www.aneker.com
aneker@aneker.com

Aneker Deutschland GmbH.
(FILIAL-BRANCH)
Paradiesstr. 76
52349 DÜREN
ALEMANIA | GERMANY
TEL. +49 24212060150
FAX +49 24212060159
www.aneker.de
aneker@aneker.de

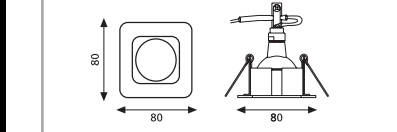
aneker
Lighting

SERIE POL

aneker
Lighting

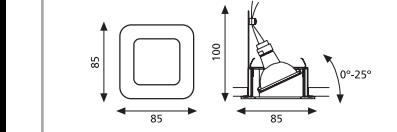


80x80



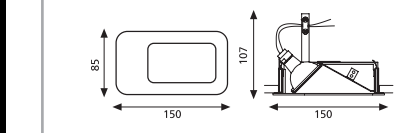
Ref.	Lámpara Casquillo Lamp Lamp holder	Transformador Transformer	Colores Colours	Cristales Glass
80.020	QR-CBC51 max.50W GX5,3	No incluido Not included	.1 .4 .9 .10	- M T
80.220	PAR 16 max.50W GU10	No necesita Not needed	.1 .4 .9 .10	- M T

85x85



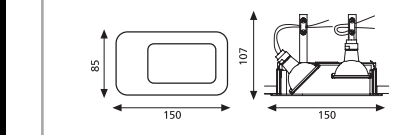
Ref.	Lámpara Casquillo Lamp Lamp holder	Transformador Transformer	Colores Colours	Cristales Glass
80.021	QR-CBC51 max.50W GX5,3	No incluido Not included	.1 .4 .9 .10	- M T
80.221	PAR 16 max.50W GU10	No necesita Not needed	.1 .4 .9 .10	- M T

150x85



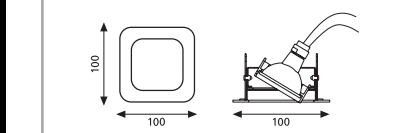
Ref.	Lámpara Casquillo Lamp Lamp holder	Transformador Transformer	Colores Colours	Cristales Glass
80.022	QR-CBC51 max.50W GX5,3	No incluido Not included	.1 .4 .9 .10	- M T
80.222	PAR 16 max.50W GU10	No necesita Not needed	.1 .4 .9 .10	- M T

150x85



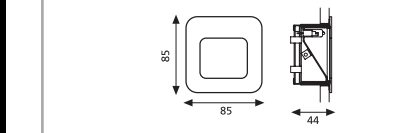
Ref.	Lámpara Casquillo Lamp Lamp holder	Transformador Transformer	Colores Colours	Cristales Glass
80.023	QR-CBC51 max.50W GX5,3	No incluido Not included	.1 .4 .9 .10	- M T
80.223	PAR 16 max.50W GU10	No necesita Not needed	.1 .4 .9 .10	- M T

100x100



Ref.	Lámpara Casquillo Lamp Lamp holder	Transformador Transformer	Colores Colours	Cristales Glass
80.060	QR-CBC51 max.50W GX5,3	No incluido Not included	.1 .4 .9 .10	- M T
80.260	PAR 16 max.50W GU10	No necesita Not needed	.1 .4 .9 .10	- M T

85x85



Ref.	Lámpara Casquillo Lamp Lamp holder	Transformador Transformer	Colores Colours	Cristales Glass
80.025	QT-9 max.20W G4	No incluido Not included	.1 .4 .9 .10	M T
80.325	LED SIDE 3,6W -	Incluido Included	.1 .4 .9 .10	M T

Especificaciones técnicas Led side (80.325)

- Lámpara de 1 LED de 3W de potencia, diseñada para fuente de corriente constante de 350mA.
- Lámpara no protegida contra sobretensiones y cortocircuitos. Sería la fuente de suministro eléctrico quien deberá proveer dicha protección.
- Tensión de alimentación: 10.5VCC (corriente continua).
- Consumo Potencia Total: 3,6W.
- Corriente polarización circuito LED: 350mA.
- Color: blanco frío.
- Temperatura de color: 5500K.
- Ángulo de visión por LED: 75°-85°.
- Eficiencia óptica por LED: 40lm/W.

Led side technical specifications (80.325)

- Luminaire of 1 LED 3W power, designed for continuous current supply of 350mA.
- Downlight is not protected against overvoltage and short circuits. Electrical power supply must provide said protection.
- Feeding tension: 10.5 VCC d.c.
- Total power consumption: 3.6 W.
- LED circuit polarization current: 350 mA.
- Colour: white cold.
- Colour temperature: 5500K.
- Visual angle per LED: 75° - 85°.
- Optical efficiency per LED: 40lm/W.

Transformador | Transformer

ELECTRÓNICO ELECTRONIC 20-70W -> 1602.100 20-105W -> 1602.101 20-60W -> 1602.110


Colores standard | Standard Colours

.1 Blanco White	.4 Cromado Chrome	.9 Gris Grey	.10 Acero Steel
------------------------------	--------------------------------	---------------------------	------------------------------


Cristales | Glass

- Sin cristal Without glass	M Mate Matt	T Transparente Transparent
--	--------------------------	---

Simétrico | Symmetrical



Asimétrico | Asymmetrical



Simétrico | Symmetrical




80.020



80.060



80.021



80.221

Asimétrico | Asymmetrical



80.022



80.023



80.025



80.325

