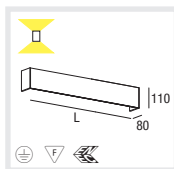




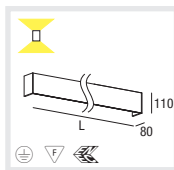
Type



LIN TC-L 2G11 EVG

CAPACITY	L(MM)	CODE
1x24W	400	031-3510#
1x55W	616	031-381#

_0# standard EVG
_1# DIM 1-10V
_3# DIM DALI



LIN T16 G5 EVG

CAPACITY	L(MM)	CODE
1x21/39W	888	031-571#
1x28/54W	1188	031-581#
1x35/49/80W	1488	031-591#
2x1x28/54W	2248	031-582#

_5# multi EVG
_6# multi DIM 1-10V
_8# multi DIM DALI



D

Leuchtenkörper aus kantigem stranggepresstem Aluminiumprofil
Oberfläche natur eloxiert, weiß oder schwarz pulverbeschichtet
Endstück aus massivem Aluminium in 4 Farbvarianten
Homogene direkt/indirekte Lichtverteilung über satinierte PMMA-Abdeckung
T16 Variante mit Multi-EVG, optional dimmbar mit 1-10V oder DALI EVG
DALI EVG mit zusätzlicher Touch-DIM Funktion für Tastdimmung


E

Housing made of edged, extruded aluminium profile
Surface natural anodised or white or black powder coating
End cap made of solid aluminium in 4 colour options
Uniform direct/indirect light distribution via satin PMMA cover
T16 with multi-ballast, optionally dimmable 1-10V or DALI
DALI ballast with additional touch dimming via push button



I

Corpo in profilo spigoloso in alluminio estruso
Superficie anodizzata naturale o verniciata alle polveri in bianco o nero
Testata finale in alluminio massiccio in 4 varianti di colore
Emissione omogenea diretta/indiretta per coperchio satinato in PMMA
Versione T16 con reattore multi, dimmerabile 1-10V o DALI
Reattore DALI, incl. funzione Touch-DIM per dimm. tramite pulsante

Colours



031-... 5 white/chrome
6 anodised aluminium
7 white
8 black
9 black/chrome



5

6

7

8

9